

Why use GCSEPod?

What is it?



What is it?

- One **website**, **3 apps** and over **6000 Pods**.
- Content produced specifically for **mobile devices**, **tablets** and **PCs**.
- Designed to **squeeze exactly the right knowledge needed** for exam success into short 3-5 minute chunks.
- Helps with **learning**, **homework** and **revision**.



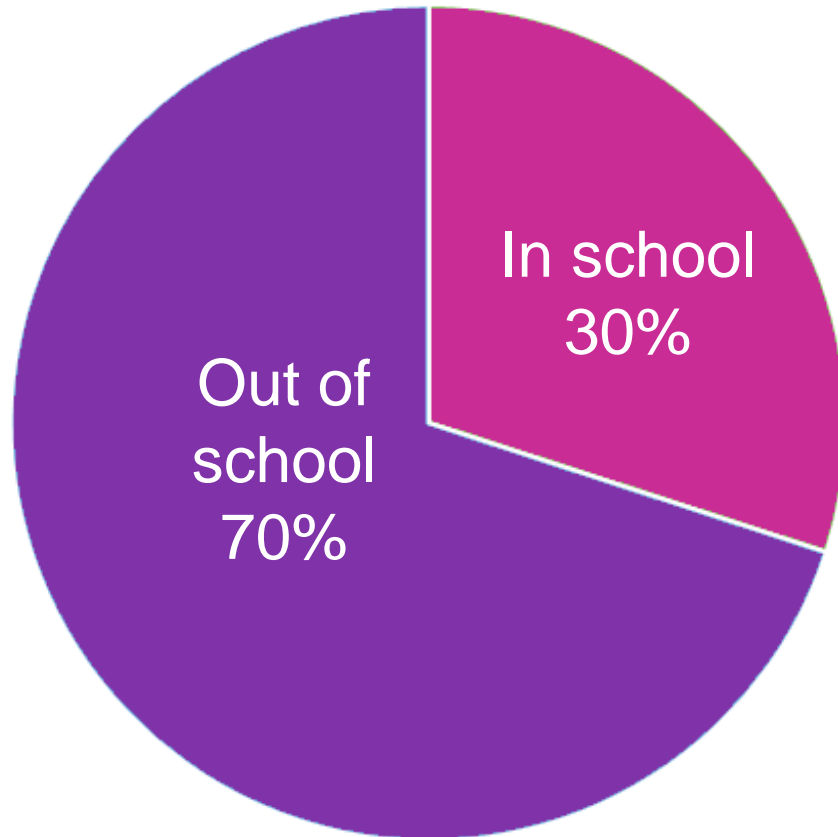


YOU ARE JOINING A STUDENT COMMUNITY

- Over 500,000 students
- 36+ countries
- Accessed 15 million times last year

gcsepod
education on demand





SEE YOUR RESULTS

SOAR

In a study of over 2,500 students, high GCSEPod users* achieved, on average, **2 grades higher** per subject compared to low users!

Highest users also smashed past their teachers' predictions of what they would achieve per subject – by almost an entire grade!


*Watched around 150 videos in a school year.

It's convenient and effective

Pods can be downloaded on any device so you can watch them online or offline. Wherever you go, GCSEPod goes with you. It's like you're carrying an **entire world of knowledge and revision in your pocket.**

An **expert reads and explains** everything clearly and precisely with all the **right facts, quotes, keyword and annotated diagrams** on screen.

You won't need to use GCSEPod for long before you feel the impact. Consistent use in just **10 minute chunks is proven to support achievement right up to a grade 9.**



It can be as discreet (or loud) as you want

Listen to Pods anywhere with nobody knowing what you are doing. Listen privately on the school bus, when you're walking the dog or shopping in town.

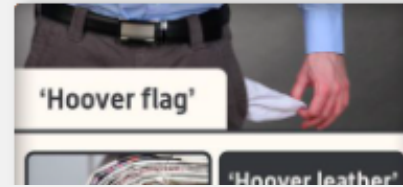




**GCSEPod has a
wide range of
subjects that you
can revise.**

**Within each
subject you will
recognise the
topics you are
learning in school**





Of Mice and Men by John Steinbeck

Which is bigger?

$\frac{5}{14}$

$\frac{3}{7}$




Fractions



Ecosystem

Interrelated & interdependent





Change in one element will have
an effect upon the others

Ecosystems




GCSEPod can also help you with your SPAG. The short videos will talk you through the basics to help you with your writing.





Sentences - The Basics  ENG-77-001



















Author: Nicola Worgan
Narrator: Rachel Teate and Craig Wilde
[View copyright information](#)

You'll be amazed at what a difference spending some time mastering the English language can have on your life. While you don't have to be an expert, investing some



Spelling, Punctuation and Grammar
English Literature
1 Titles - [9 Pods] 

Spelling, Punctuation and Grammar - 9 Pods 

-  Sentences - The Basics
00:00 / 03:55  
-  Types of Sentences & Paragraphs
00:00 / 04:57  
-  Punctuation 1 - Full Stops, Question Marks, Exclamation Marks & Capital Letters
00:00 / 04:20  
-  Punctuation 2 - The Apostrophe & Quotation Marks
00:00 / 04:08  
-  Punctuation 3 - The Comma, the Colon, the Semi-colon & Brackets
00:00 / 04:26  
-  Words & Spelling - Vocabulary, Parts of Words, Suffixes & Prefixes, Word Families & Spelling Words
00:00 / 04:39  



How you access GCSEPod?

OPTION 1 – Via any browser on your computer, laptop, tablet or phone. Just go to www.gcsepod.com

OPTION 2 – Via the iPhone and Android apps which are free to download from the apple store and play store.



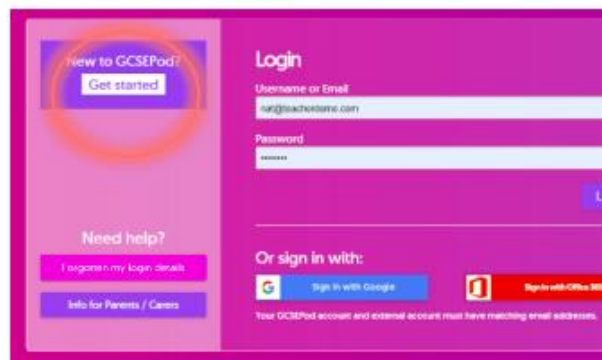
Logging into GCSEPod for the first time?

1. Go to **www.gcsepod.com**
and click




2. Click

New to GCSEPod?
Get started



3. Click

Student



4. Enter your details and
confirm your school

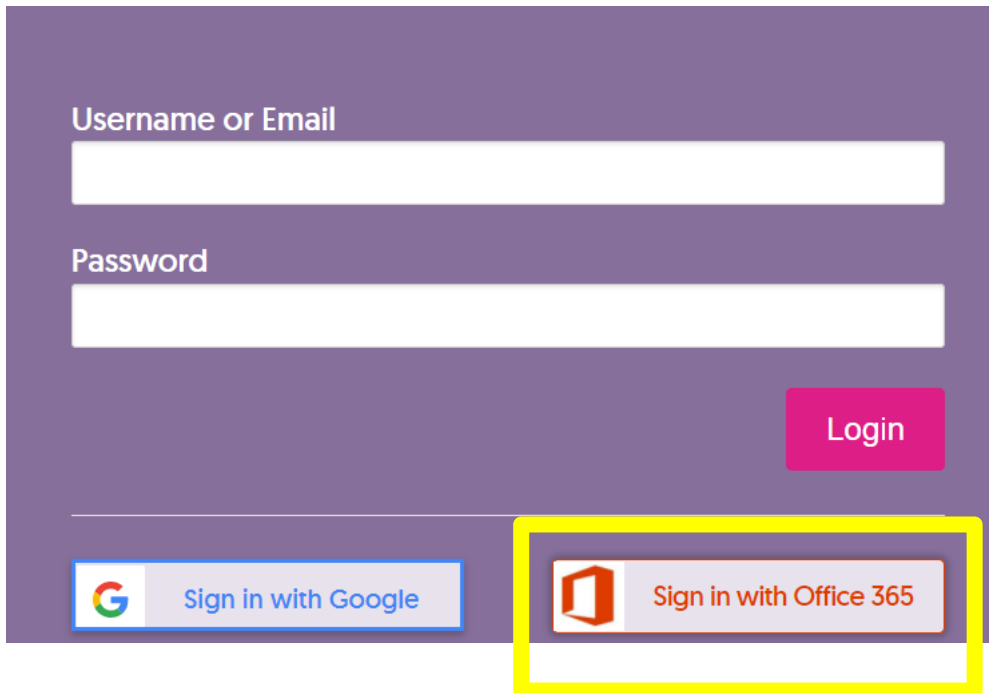
First name	<input type="text" value="Demo"/>
Last name	<input type="text" value="Student"/>
Date Of Birth	<input type="text" value="1"/> <input type="text" value="September"/> <input type="text" value="2020"/>
School	<input type="text" value="2020"/>
Confirm your school	<input type="text" value="2020 DEMO SCHOOL"/>

5. Choose a username and password,
password hint and password recovery
email and that's it! You can now log on
to GCSEPod.

Happy Podding!

Set user details	
Username (required) <input type="text" value="Choose a username"/>	
TIP - Don't just write your name as your username. Think of a username that is unique to you and that you can easily remember.	
Password (required) <input type="text" value="Choose a password"/>	
Confirm Password (required) <input type="text" value="Re-type your password"/>	
Password Hint (required) <input type="text" value="A password hint, in case you forget"/>	
Password Reset Email (optional) <input type="text" value="We can send password reset instructions here"/>	







Username or Email

Password

Login

 Sign in with Google

 Sign in with Office 365

You can log on to GCSEPod through Office365.
You will just need your computer login details
to do this.





Forgotten your login details?

If you are struggling to create a login, please email Miss Wrighton or Miss Walker as they will be able to help.

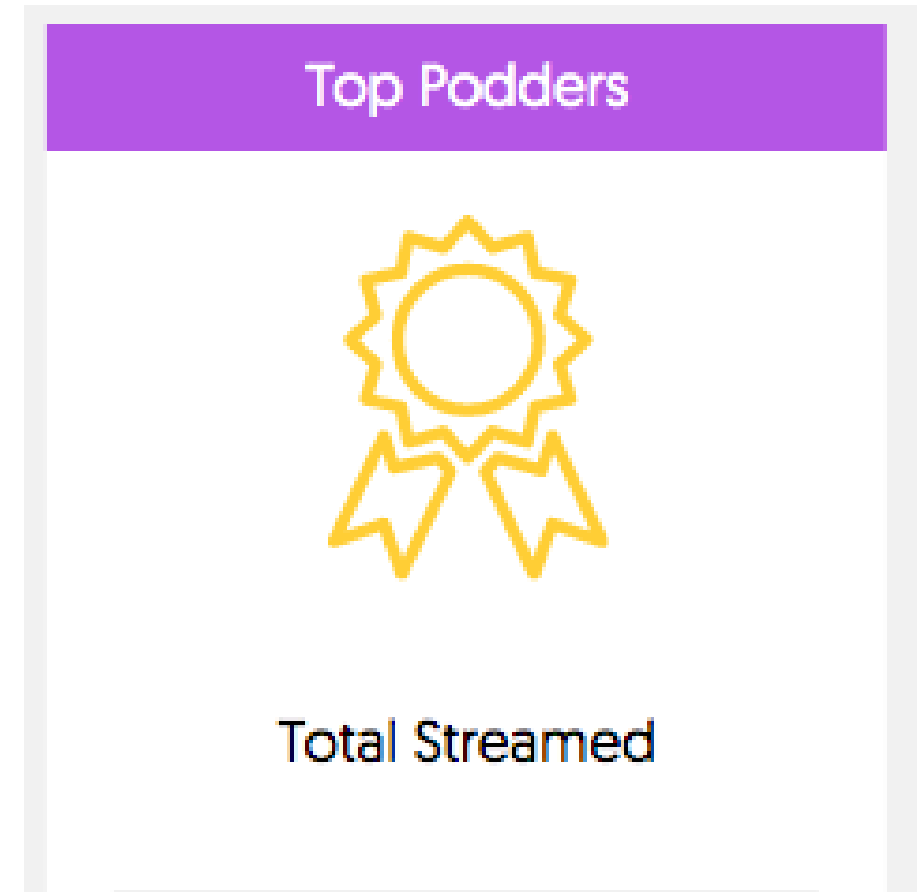
Bryonny.wrighton@sharemat.co.uk

Megan.walker@sharemat.co.uk



Become a TopPodder! The more videos you watch and download, the higher you place on the leaderboard.

Every Half Term we will be looking to see which students have used GCSEPod the most- The top 3 students will receive a prize!



Click on the image/link and watch the site tour of GCSEPod!



[GCSEPod Student Site Tour - YouTube](#)

