

Homework at TCA

2025-26

‘How to’ Guide for Parents, Carers and Students

What do top students do?

- Top students are not born — they are made.
- They **work hard every day** and **practise** what they learn.
- Homework helps students **get better** step by step.

Remember: **Homework is not a punishment.** It is a way to **practise and succeed.**

What's in this guide

1. Why homework matters
2. How often it will be set
3. What we expect
4. Rewards and sanctions
5. How to use Arbor
6. How to log in to Seneca and SparxMaths
7. How to get help

Why homework is important

Homework helps students to:

- **Remember** what they learned in class
- **Work independently** and think for themselves
- **Prepare for exams** through regular practice
- **Learn good habits** like time management and organisation
- **Catch up or stretch further** if they want to do better

How often will homework be set?

Years 7–9 (Key Stage 3):

Homework will be set for most subjects every two weeks.

Years 10–11 (Key Stage 4):

Homework will be set regularly for all GCSE subjects.

What we expect

- Homework should be **your best work**, like classwork.
- Students should **meet deadlines**.
- If stuck, **ask for help early**.
- Parents can help by:
 - Checking **Arbor** for homework
 - Giving a **quiet space** to work
 - Encouraging a **regular routine**

Rewards

- Achievement points for good homework
- Praise postcards or certificates
- Mentions in assemblies or tutor time

Sanctions

- Missing or poor homework will be recorded.
- Repeated problems will be shared with parents and form tutors.

Setting and Checking Homework – *Arbor Assignments*

All homework is now on **Arbor** (no more paper planners).

Arbor for Parents and Carers:

1. **Log in** at the Arbor Parent Portal or App.
 - Use your email the school has on file.
2. **Select your child's name.**
3. Click "**Assignments**" in the menu.
4. You'll see a list of tasks (subject, due date, status).
5. Click a task to read instructions or download attachments.
6. You can see feedback and marks when work is marked.
7. Turn on notifications for reminders.

Trouble logging in?

- Use "Forgot password" or check the school email address.
- Still stuck? Email james.mcfaul@sharemat.co.uk

Arbor for Students:

1. Go to the **Arbor Student Portal** or App.
2. Log in with your **school email**.
3. Click **Assignments** to see your homework.
4. Click each task to open and read it.
5. Download or open files if needed.
6. Upload your work and click **Submit**.

Quick tips:

- Save your work before uploading.
- Use PDF or small file sizes.
- Tell your teacher if you can't submit.

Microsoft 365 from Home

You can use your school **email**, **Teams**, **Word**, and **PowerPoint** from home.


On a computer:

1. Go to www.thornhillcommunityacademy.co.uk
2. Click **QUICKLINKS** → **VLE / EMAIL**

Thornhill Community Academy, A SHARE Academy



3. Choose **Outlook**, **Teams**, or **Microsoft 365**



4. Log in with your school email and password

On a phone or tablet:

1. Download the **Microsoft apps** (Outlook, Word, Teams)



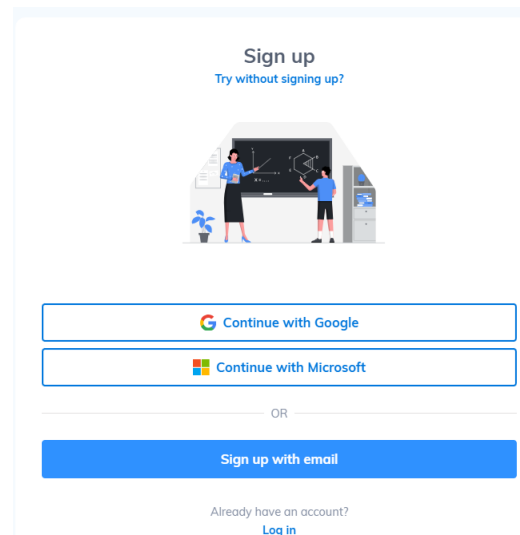
2. Log in with your school email and password

If you don't know your login, see a **Computing teacher**.

Seneca – Online Homework and Revision

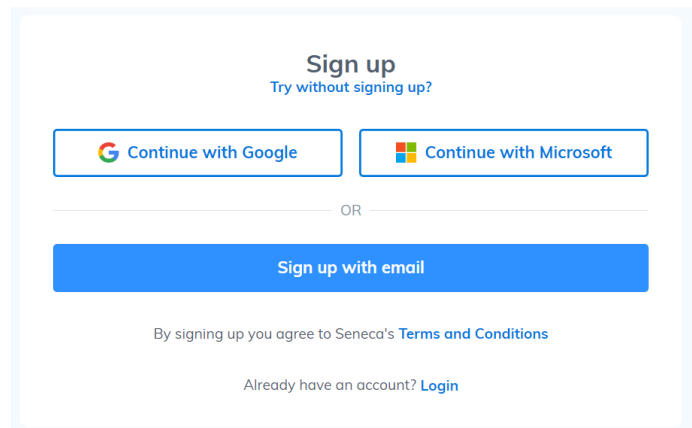
Students:

1. Go to **senecalearning.com**
2. Click “**Continue with Microsoft**”
3. Log in using your **school email**



Parents:

1. Go to **senecalearning.com** and click **Sign Up**
2. Choose **Parent account**
3. Link to your child’s account to see progress



SparxMaths – Maths Homework

All maths homework is set every **Friday at 2pm** and due the next **Friday at 3pm**.

To log in:

1. Go to **sparxmaths.com**
2. Click **Login → Thornhill Community Academy**
3. Choose “**Log in with Microsoft**”
4. Use your **school email and password**

Your weekly maths tasks will show on your dashboard.



Need Help?

If you have questions about homework or logging in:

- Talk to your child’s **teacher**
- Or email **nicola.stiff@sharemat.co.uk**